

# FREJOTH

## Bed Type Universal Milling Machine




UH-1250A

Since 1973  
THE LEADER IN QUALITY AND RELIABILITY



Horizontal position



Vertical position




Universal position



# BED TYPE UNIVERSAL MILLING MACHINE



**UH-1000A/UH-1250A**  
Universal Milling Machine



**H-1000/H-1250**  
Horizontal Milling Machine




**U-1000B/U-1250B**  
Universal / Horizontal Milling Machine

## Milling Processing




■ Vertical plain milling




■ Tilting plain milling



■ Helical milling



■ Horizontal plain milling



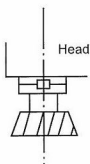
■ Slot milling with coolant



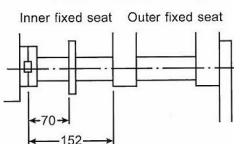
■ Horizontal plain milling (Downward)

## Milling Performance

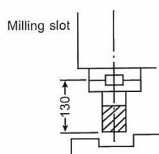
### VERTICAL PLAIN MILLING



### HORIZONTAL SLOT MILLING (Milling cutter inside)



### END MILLING SLOT






# Specifications of Parts to Operate

## Main part


- ① Horizontal milling support frame
- ② Arbor block (front block)
- ③ Arbor arm
- ④ Arbor
- ⑤ Speed changing level
- ⑥ Longitudinal feed handwheel
- ⑦ Elevating selection handle (auto/manual)
- ⑧ Elevating handle
- ⑨ Cross feed handwheel
- ⑩ Arbor block (black block)
- ⑪ Longitudinal safety switch
- ⑫ Electric cabinet
- ⑬ Automatic lubricating system



CONTROL PANEL

## Control panel

- ⑭ Coolant pump switch
- ⑮ Spindle inching switch
- ⑯ Rapid feed switch
- ⑰ Spindle rev switch
- ⑱ Spindle fer switch
- ⑲ Elevating automatic feed switch
- ⑳ Longit & cross automatic feed switch
- ㉑ Emergency stop
- ㉒ Spindle stop switch
- ㉓ Feed speeds selection button
- ㉔ Ampere meter (optional)



# BED TYPE UNIVERSAL MILLING MACHINE

## Specifications:

MODEL	UH-1000A / UH-1250A	H1000 / H-1250	U-1000B / U-1250B	
Working Table	Area (Width x Length)	360x1500 / 400 x 1800 mm	360x1500 / 400 x 1800 mm	360x1500 / 400 x 1800 mm
	Longitudinal travel	1000 / 1250 mm	1000 / 1250 mm	1000 / 1250 mm
	Spindle center to table (Horizontal)	Arbor arm is used 50-480 / 50 - 520 mm	230-660 / 230 - 700 mm	50-480 / 50 - 520 mm
	Arbor arm isn't used	360 - 790 mm	-	360 - 790 mm
	Spindle nose to table (Vertical)	50-480 / 50 - 520 mm	-	50-480 / 50 - 520 mm
	Cross travel	540 mm	540 mm	540 mm
	Feed speed changing (X, Y)	Variable	Variable	Variable
	Longitudinal & cross feed speed	16 - 1200 mm/min	16 - 1200 mm/min	16-1200 mm/min
	Longitudinal & cross rapid speed	2500 mm/min	2500 mm/min	2500 mm/min
	T-slot (W-number x L)	18 mm x 4 x 80 mm	18 mm x 4 x 80 mm	18 mm x 4 x 80 mm
Table load max.	800 / 1000 kg	800 / 1000 kg	800 / 1000 kg	
Spindle	Spindle taper	NT #50	NT #50	NT #50
	number of steps to change speed	12	12	12
	Spindle speeds (R.P.M)	40, 55, 80, 115, 160, 225, 315, 440, 620, 880, 1240, 1750	(40 ~1750) x 1.33	40, 55, 80, 115, 160, 225, 315, 440, 620, 880, 1240, 1750
Column	Vertical travel	430 / 470 mm	430 / 470 mm	430 / 470 mm
	Number of steps to change vertical feed speed	Variable	Variable	Variable
	Vertical feed speed	8 - 450 mm/min	8-450 mm/min	8 - 450 mm/min
	Vertical rapid speed	1000 mm/min	1000 mm/min	1000 mm/min
	Spindle center to column (Vertical)	500 mm	-	420 mm
	Spindle nose to column front (Horizontal)	500 mm	-	420 mm
Motor	Spindle motor	4P - 5.5 kw (7.5 HP)	4P - 5.5 kw (7.5 HP)	4P - 5.5 kw (7.5 HP)
	Feed motor (Longitudinal feed)	1.5 kw (2 HP)	1.5 kw (2 HP)	1.5 kw (2 HP)
	(Cross feed)	1.5 kw (2 HP)	1.5 kw (2 HP)	1.5 kw (2 HP)
	(Vertical feed)	1.5 kw (2 HP)	1.5 kw (2 HP)	1.5 kw (2 HP)
	Note : When feed motor has specified servo motor, it is a special attachment.			
	Coolant pump	2P - 0.12 kw (1/8 HP)	2P - 0.12 kw (1/8 HP)	2P - 0.12 kw (1/8 HP)
Lubricating oil pump	4P - 5W	4P - 5W	4P - 5W	
Dimensions of the machine	Length x Width x Height	3000 x 2250 x 1830 mm	3000 x 2250 x 1830 mm	3000 x 2250 x 1830 mm
	Floor space	4250 x 2250 mm	4250 x 2250 mm	4250 x 2250 mm
	Net weight	2900 / 3200 kg	2700 / 3000 kg	2900 / 3200 kg

Note : Based on the necessity of improving the machine, the company reserve the rights to revise specifications and dimensions.

### Standard Accessories:

- Coolant pump 1 pc
- Tool box 1 pc
- Heavy duty eye bolt 2 pcs
- Standard screw washer 4 pcs
- L-shaped spanner 1 set
- Socket spanner 24 mm 1 pc
- Socket spanner 30 mm 1 pc
- Grease gun 1 pc
- Shifting spanner 46 mm 1 pc
- Spindle drawing bar 1 pc
- Adjusting pin Ø8 mm 1 pc
- Adjusting pin Ø6 mm 2 pcs
- Automatic lubricating system 1 set
- Cross screw driver (+) 1 pc
- Cross screw driver (-) 1 pc
- Hand rotary round stick 1 pc

### Optional Accessories:

- Horizontal milling support frame
- Automatic circulatory processing accessories
- Milling cutter shanks
- Working light-Halogen
- Universal dividing head-center height-133mm with 3 jaw scroll chuck 6"
- Rotary table-Horizontal/vertical - 300mm Ø
- Hydraulic milling vice-6/8"
- Clamping kits/set
- Plain milling cutter-6"/8"/10"
- Helical milling attachment
- Digital readout for X/Y/Z axes
- Air power draw bar
- Electrical auto spindle brake system
- CE conformity

### Special execution for:

- UH1250 / H1250 / U1250B**
- Enlarged table to 450x1800mm/500x1800mm
  - Enlarged spindle motor to 7.5 kw or 11kw
  - Enlarged X travel to 1500mm with telescopic cover
  - Enlarged Z travel to 500mm with telescopic cover

### Convert to CNC Version:

- 3 Axes ball screw
- Half guard
- Full enclosure guard
- CNC 4 axis CNC rotary table
- Automatic lubrication system
- CNC controller - Anilam 5300/6000  
Fagor 8055M  
Siemens 802D  
Selca 4045D  
Heidenhain 530i  
Fanuc 0iMC / 0i-Mate

**FREJO TH INTERNATIONAL LTD.**

8F #501, SEC.2, WU CHUAN W. RD., TAICHUNG 408, TAIWAN, R.O.C.

TEL:886-4-23816977 FAX:886-4-23813584.23813769

E-mail:mail@frejoth.com.tw web-site http://www.frejoth.com.tw