


CE ISO 9001



Swing Over Bed: Ø1200 / Ø1600 mm  
Bed Width: 1200 mm



X/Z Axis Square Way Design / Z Axis Ball Screw Mounted at Central Slide

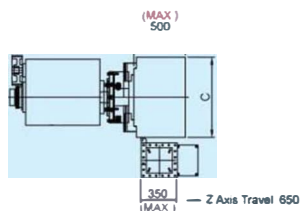
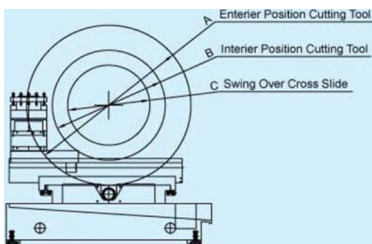


Spindle Headstock Oil Cooler & Hyd. System

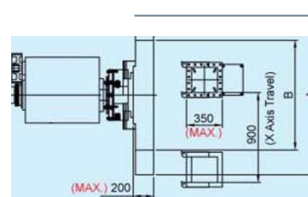


Chain Type Chip Conveyor with Cart (Opt.)

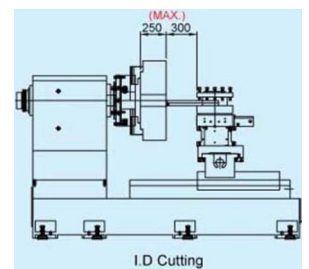
Processing Capacity (Unit: mm)



Swing Over Cross Slide Cutting



End Face Cutting



I.D. Cutting

ITEM	MODEL	EDF-1200A	EDF-1600A
<b>Working Capacity</b>			
Swing over bed		∅ 1020mm	∅ 1420mm
Swing over cross slide		∅ 550mm	∅ 950mm
Swing over gap		∅ 1300mm	∅ 1700mm
Max. turning O.D. (bed)		∅ 1020mm	∅ 1420mm
Bed width (square guide way)		1200mm	
<b>Headstock</b>			
Spindle nose		A2-11 / A2-15	
Spindle bore		∅ 105mm / ∅ 160mm	
Spindle speed		40-1500 rpm / 30-1000 rpm	
Step of spindle speed		3-step	
<b>X/Z Carriage</b>			
Width of carriage		800mm	
Width of cross slide		350mm	
X axis travel		910mm	
Z axis travel		600mm	1200mm
X/Z axis rapid feed		1~5000mm/min	
X/Z axis rapid travel		X: 8000mm/min Z: 10000mm/min	
<b>Ball lead screw</b>			
X axis		∅ 40mm x P = 10	
Z axis		∅ 50mm x P = 10	
<b>Turret</b>			
Type		H4 / H6	
Tool size		□ 50×50 mm / □ 32×32 mm, ∅50mm, ∅60mm, ∅80mm	
<b>Motor</b>			
Spindle motor		30 kw / 37 kw	
X axis servo motor		3.0kw	
Z axis servo motor		4.0kw	
Coolant pump		6 BAR	
Hydraulic pump motor		1.5 kw	
<b>Controller</b>		FANUC / MITSUBISHI / FAGOR / SIEMENS	
<b>Machine weight</b>		9800 kgs / 11000 kgs	

★All specification and designs are subjected to change without notice.