





[www.fourstarcnc.com](http://www.fourstarcnc.com)

**Excellent, Confident, Intellect, Service**  
Technological Cooperation with Japan

JAPAN AMT CO.,LTD.

AMT CO.,LTD. ガントリー総合加工機は中国、日本、アメリカの資本、技術を集める機械メーカーが開発した先端的な技術を取り込んだ機械です。機械の設計、製造技術の提供は日本の大手機械メーカーにて数十年勤めた技術チームが担当とし、過去の設計の理念に基づいて、究極的な高精度、高品質の製品を同時に世界中のお客様に提供いたします。

President  
萩野 一郎



**CNC**  
MACHINERY SALES AUSTRALIA

# SD series

Sliding Double Columns Machining Center

## TRAVEL ▶

Gate span : 2.4~5.4m  
X-travel : 6m~36m + AHC  
Y-travel : 2.4~5.4m + ATC  
Z-travel : 1.1m/1.4m




# HRP series

High Rapid Precision Machining Center

## TRAVEL ▶

Gate span : 1.3m  
X-travel : 2m~order made  
Y-travel : 1.3m + ATC + AAC  
Z-travel : 800mm



# SDW series


W type Sliding Double Columns Machining Center

## ◀ TRAVEL

Gate span : 2.4~5.4m  
X-travel : 6m~36m + AHC  
Y-travel : 2.4m~5.4m + ATC  
Z-travel : 1.1m/1.4m  
W-travel : 1.5/2.0/2.5m

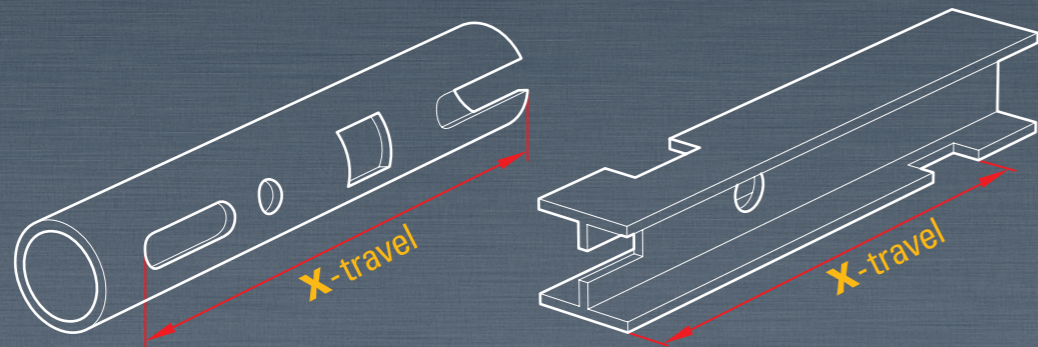
# HRP-type High Rapid Precision Machining Center

▼ Gate one piece casting



▲ Single Gate model

◀ Table and Base one piece casting

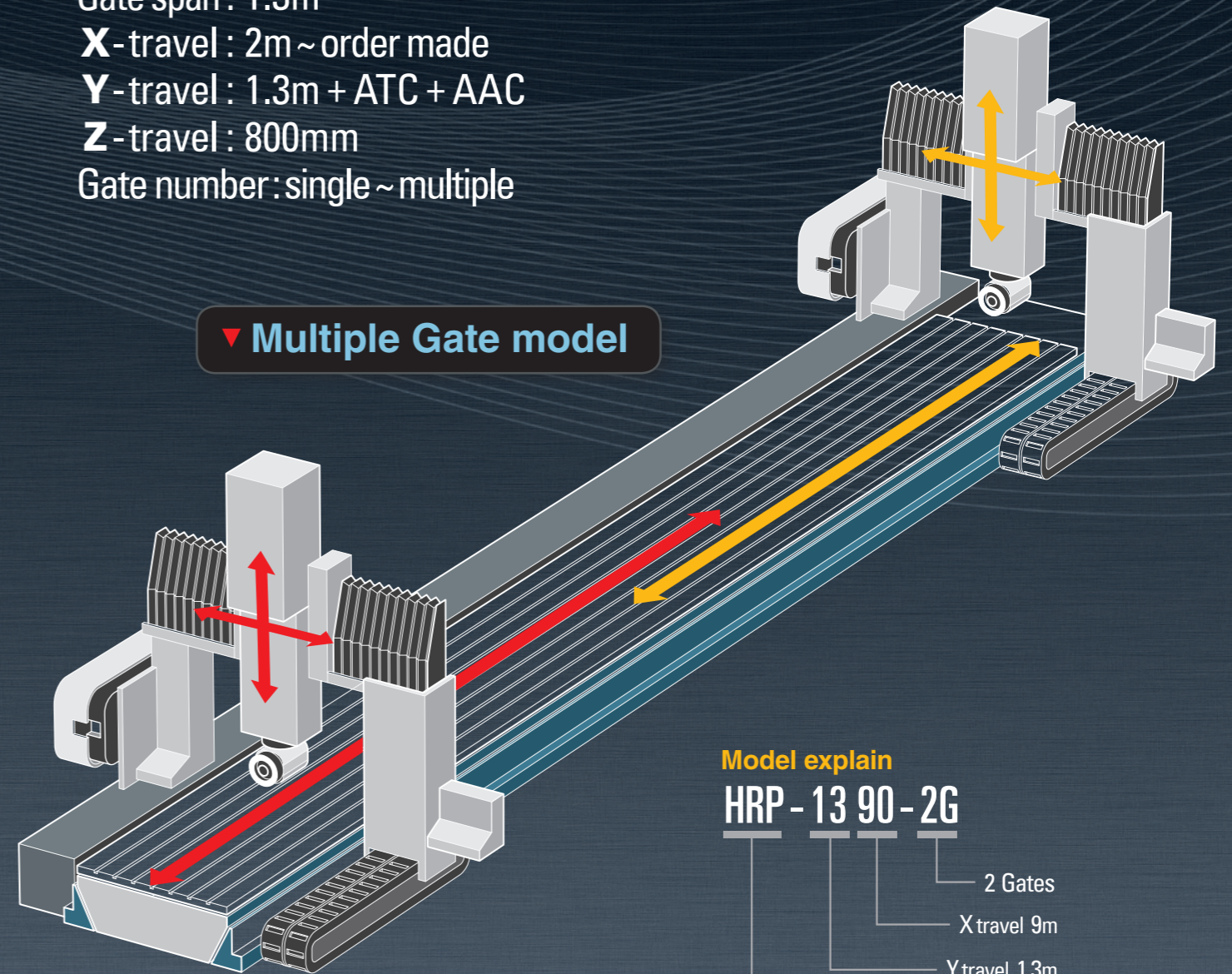


▲ Long size complex precision machining

## TRAVEL

Gate span : 1.3m  
 X-travel : 2m ~ order made  
 Y-travel : 1.3m + ATC + AAC  
 Z-travel : 800mm  
 Gate number : single ~ multiple

▼ Multiple Gate model

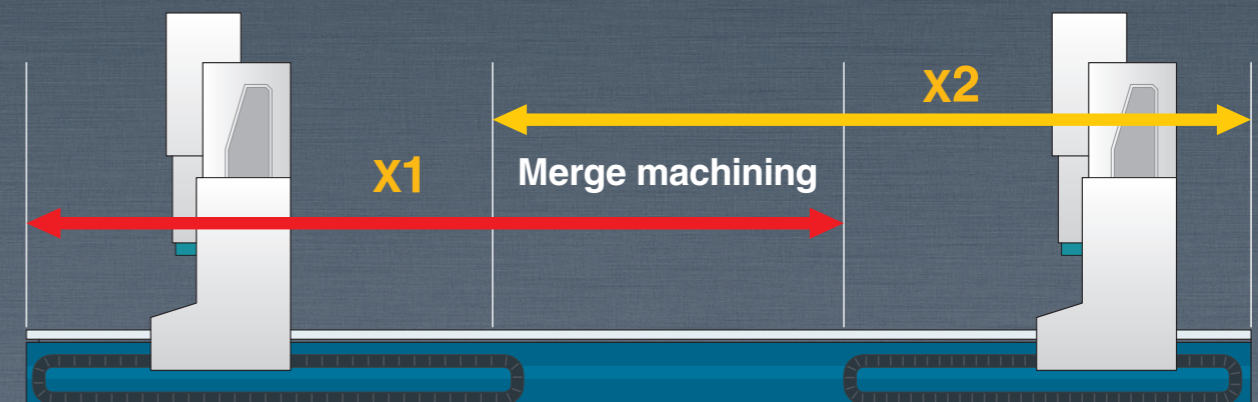


Model explain

HRP - 13 90 - 2G

2 Gates  
 X travel 9m  
 Y travel 1.3m

High Rapid Precision



# SD-type Sliding Double Columns Machining Center



**A** Mobile ATC system



**B** X travel by gear-rack syn-servo control

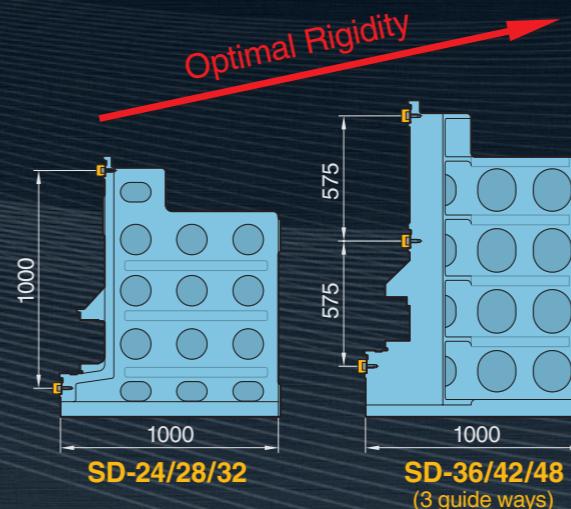
Model explain

SD-42 90


X travel 9 m

Gate span 4.2 m

Sliding Double Columns



**D** Cross-Rail box-in-box one piece casting



**C** Column and Slider one piece casting



**E** Mobile control room




**F** AHC system




# SDW-type W type Sliding Double Columns Machining Center

Model explain  
SD W - 48 220


- X travel 22m
- Gate span 4.8m
- W type Moving Cross-Rail
- Sliding Double Columns



**A** W travel free-position syn-servo control


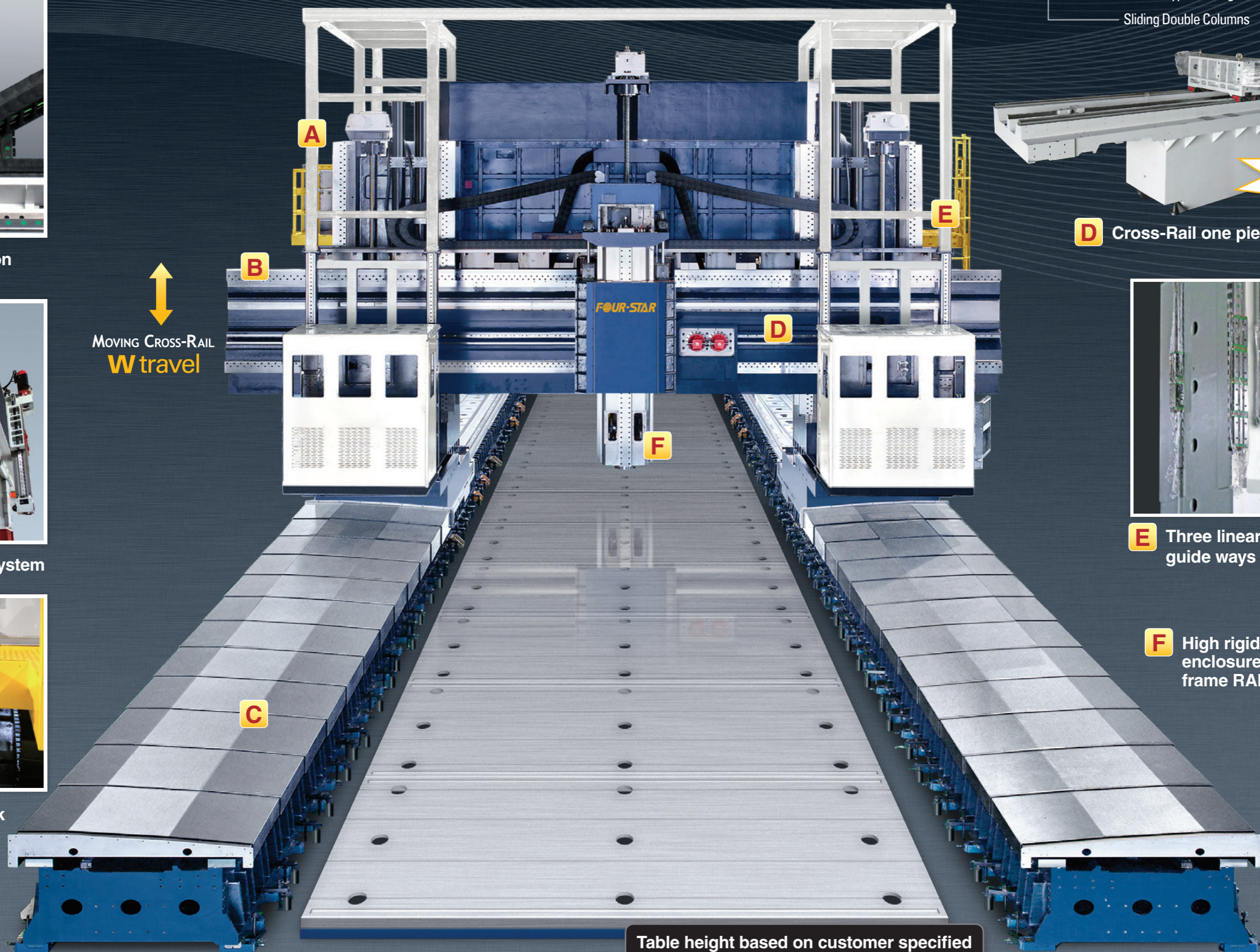


**B** Free position ATC system



**C** X travel by gear-rack syn-servo control


MOVING CROSS-RAIL  
W travel



**D** Cross-Rail one piece casting



**E** Three linear guide ways column

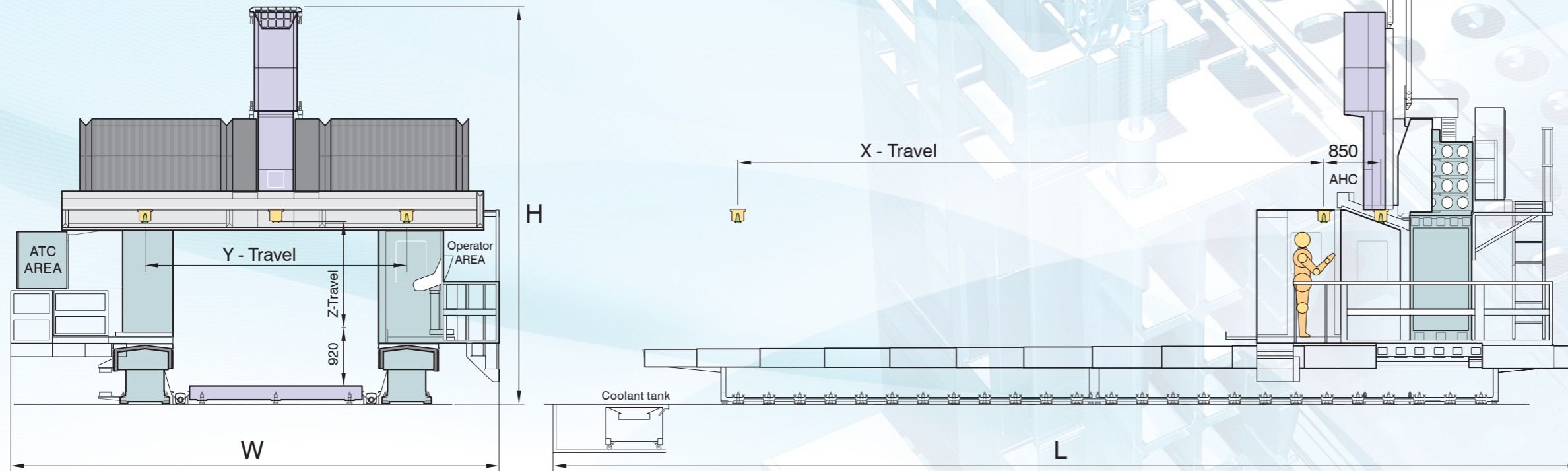


**F** High rigidity enclosure frame RAM

Patent


Table height based on customer specified

# SD series machine travel layout

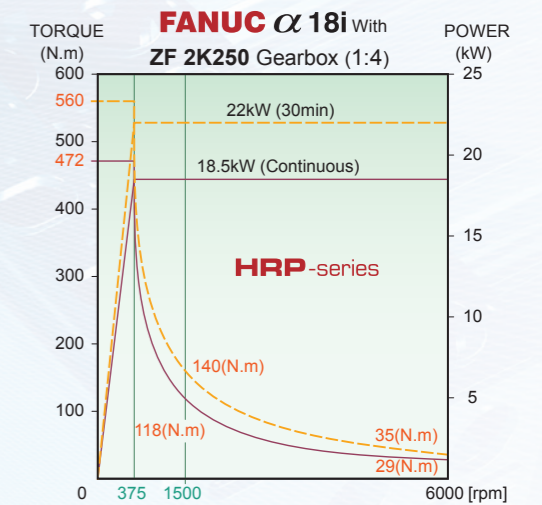


# Rigidity Capability

**High efficiency spindle**  
P4 level precision ball bearing is oil chilled to reduce thermal deformation.



**Two speed ZF 2K 250 gearbox**  
Full enclosure, high performance.



# Sliding Double Columns Machining Center (SD, SDW series)

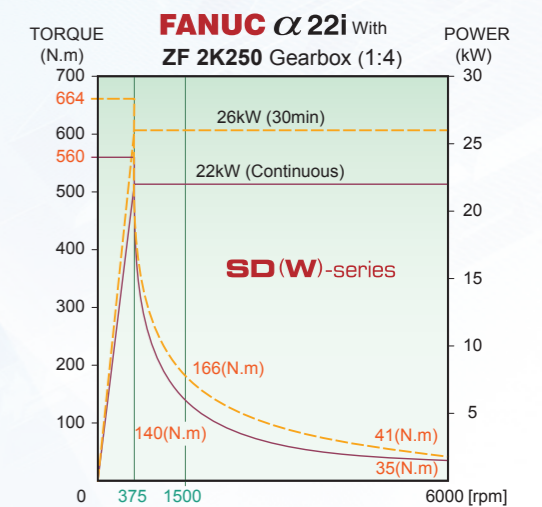
Item	Unit	SD(W)-24	SD(W)-28	SD(W)-32	SD(W)-36	SD(W)-42	SD(W)-48	SD(W)-54
Distance between columns	mm	2450	2850	3250	3650	4250	4850	5450
Floor table size	Length	6m ~ 36m each increase 1m						
	Width	1600	2000	2400	2800	3400	4000	4600
T-slot	Width x Pitch	28 x 400						
Travel	X-axis	6m ~ 36m each increase 1m						
	Y-axis	2400	2800	3200	3600	4200	4800	5400
	Z-axis	1100			1100(1400)			
	W-axis	1000 ~ 2000 (for SDW series)						
Spindle	Nose to table	920 ~ 2020						
	Center to column	427			473			
	Taper / Speed / Power	BT50 - 6,000 - 22 / 26						
Feedrate	X/Y/Z cutting	5 ~ 5000						
	X/Y/Z rapid locate	8 / 8 / 10			6 / 6 / 10			
	W rapid locate	1 ~ 3 m/min locate any position (for SDW series)						
Accuracy	Positioning / Repeatability	± 0.005 / 300 ; ± 0.003 ; Cross-rail slope 0.020/1000						
ATC & tool magazine	Capacity / Dia	32 tools / Max. dia Ø125(full tools) ; Ø220(Adjacent pocket empty)						
	Max tool weight / Length	18kg / 350mm						
	Tool selection / Pull stud	Take shortest direction / M24 P3.0-45°						
Requirement	Power / Pneumatic	50 ~ 100 KVA / 6.5 kg/cm <sup>2</sup>						
	Maximum Table Load	3000						
Machine size	Length	11m ~ 41m each increase 1m						
	Width	5.1	5.5	5.9	6.3	6.9	7.5	8.1
	Height	SD type 5.1m / SDW type 6.1m						
	Machine Weight (app.)	50+2/m	60+2/m	70+2.5/m	80+2.5/m	90+3/m	100+3/m	110+3.5/m

## Standard Accessories

1. Spindle and Gear-box cooler
2. Spindle air blast
3. Cutting coolant system
4. Auto lubrication system
5. Rigid tapping
6. Electric cabinet heat exchanger
7. Program end alarm lamp
8. RS-232 interface
9. ZF-2K250 H/L gearbox
10. Air/water cleaning equipment.
11. Twin spiral type chip remover
12. Steel belt chip conveyor with cart
13. Operator / Maintain manual
14. X axis steel telescopic cover
15. Arm type ATC 32 tools magazine
16. ATC auto door
17. Working lamp
18. Foot switch for tool away
19. Mobile control room
20. FANUC OiMB+ 10.4" LCD (SD type)
21. FANUC 31iMB+ 10.4" LCD (SDW type)
22. X axis gear-rack syn-servo control
23. Waxis syn-servo control (SDW type)
24. X axis / W axis with twin linear scales
25. Leveling screw + foundation bolt+Tool kit

## Optional Accessories

1. Z travel 1400mm
2. W travel 1500/2000 mm (SDW type)
3. High pressure coolant thru spindle(CTS)
4. Y-axis or Z-axis linear scale
5. Tool length measurement
6. Auto work piece measurement
7. Spindle motor 30/37KW + ZF 2K-300
8. Ram size 550x550/650x650mm
9. DATA SERVER
10. AI-NANO HPCC
11. 90° head (AAI, AAC, ATC)
12. BC swiveling head (AAI, AAC, ATC)
13. Universal head (AAI, AAC, ATC)
14. 90° extended head (AAI, AAC)
15. Extended head 500mm (AAC, ATC)
16. Auto head changer (AHC)
17. Simultaneous 5 axis head
18. CNC rotary or index table
19. Y / Z / W axis steel telescopic cover
20. Tool Magazine 40,60,80,120 pcs
21. High speed spindle 8000~24000 rpm
22. Oil skimmer
23. Coolant cooler
24. Transformer 50~100KVA
25. Controller SIEMENS / HEIDENHAIN



## T Slot

